

Activity Sheet

ACTIVITY 1

Awaken your senses. The pier was built for people to enjoy the healthy sea air, how does the pier make you feel?


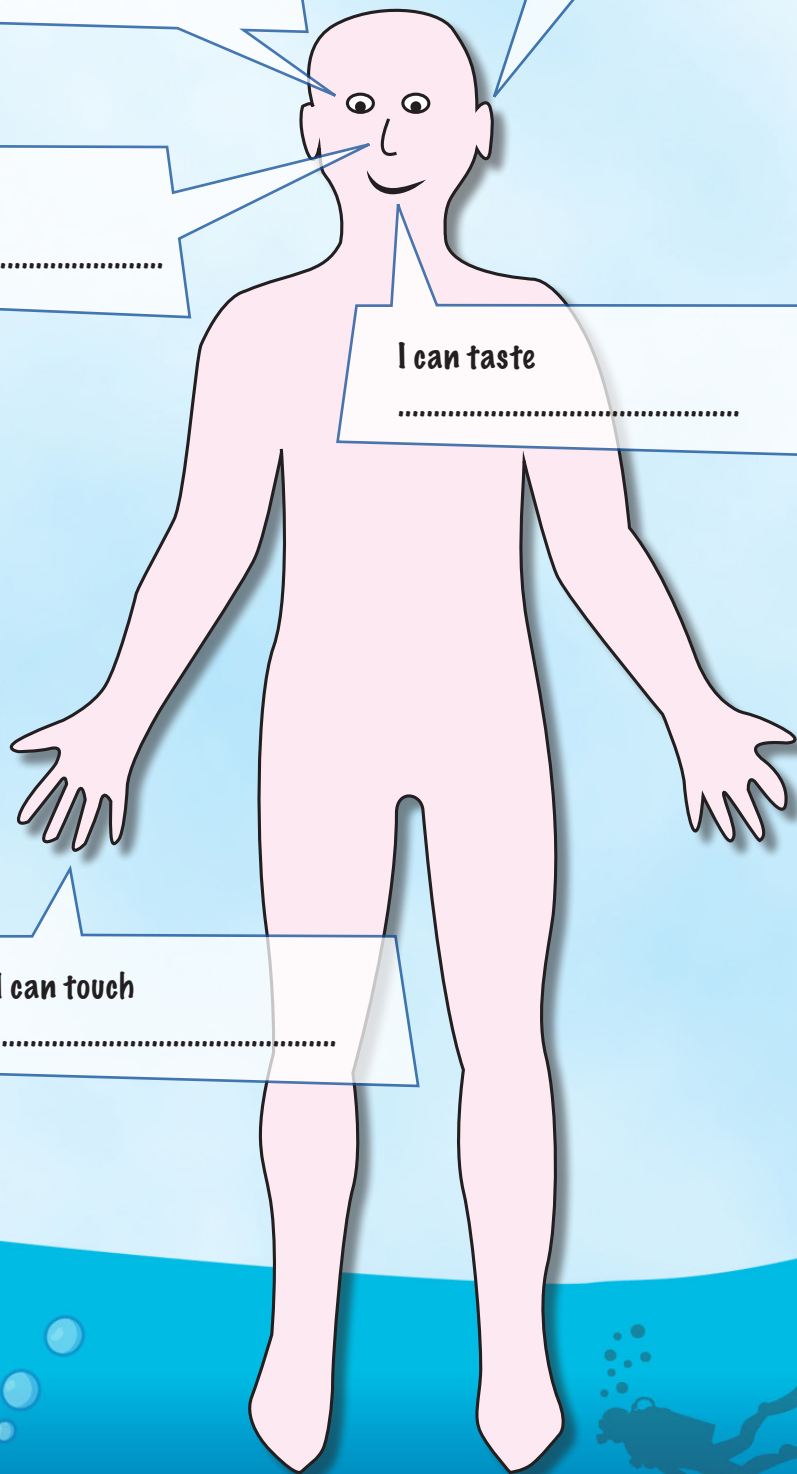
I can see
.....

I can hear
.....

I can smell
.....

I can taste
.....

I can touch
.....



SCIENCE

Activity Sheet

ACTIVITY 2

How is the pier used? The pier has many uses. Draw a line to show where you would find each activity on the pier.




SCIENCE

Activity Sheet

KEY STAGE
1

ACTIVITY 3


Circle the **dangers** in the ocean for marine animals.



ACTIVITY 4

what makes the pier a good habitat for an animal?

.....



Activity Sheet

ACTIVITY 5


Can you make a food chain to show who eats who under Swanage Pier? To do this draw an arrow to show who will end up in whose mouth, for example a seabird eats a fish – so you would draw an arrow from the fish to the seabird

WHO EATS WHO?




Can you draw the following animals and make a food chain?


Algae




Barnacle



Crab



Seabird



Fox

